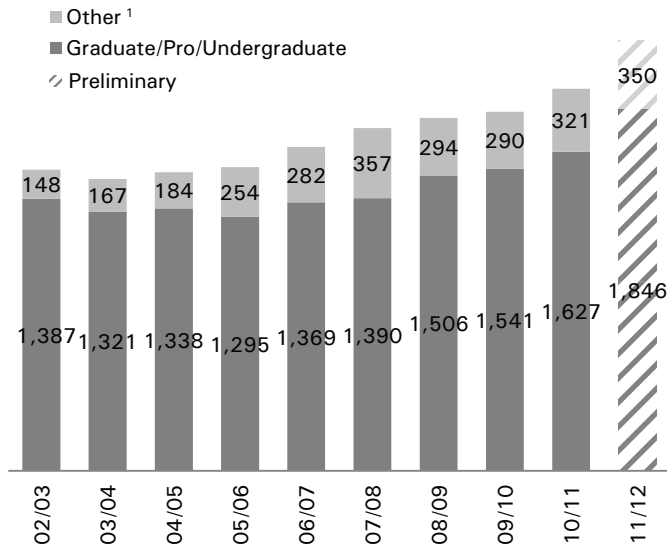


## INTERNATIONAL STUDENTS AT MU

### INTERNATIONAL STUDENT TRENDS

MU's overall international student population reached 1,948 in fall 2010. Preliminary figures for fall 2011 indicate enrollment will grow by another 13% in 2011/12.



### ENROLLMENT BY COLLEGE/SCHOOL

While the College of Arts and Science had the highest number of international students in 2010/11, the College of Engineering had the highest percentage - over 15% of its total enrollment.

	International	Total	%
Ag., Food and Natural Resources	143	2,812	5.1%
Arts and Science	500	10,263	4.9%
Business	148	4,092	3.6%
Education	110	2,945	3.7%
Engineering	430	2,789	15.4%
Graduate School	101	980	10.3%
Health Professions	9	1,696	0.5%
Human Environmental Sciences	38	1,373	2.8%
Journalism	92	2,218	4.1%
Law	13	463	2.8%
Medicine	32	550	5.8%
Nursing	5	1,265	0.4%
Social Work	0	325	0.0%
Vet Med	6	402	1.5%
Non-Divisional	0	242	0.0%
Total:	1,627	32,415	5.0%

<sup>1</sup> "Other" includes students not currently enrolled, but continuing on post-completion optional practical training, as well as students participating in intensive english and other non-degree programs at MU.

<sup>2</sup> Data includes non-degree exchange students, but does not include students enrolled in the Intensive English Program nor Optional Practical Training.

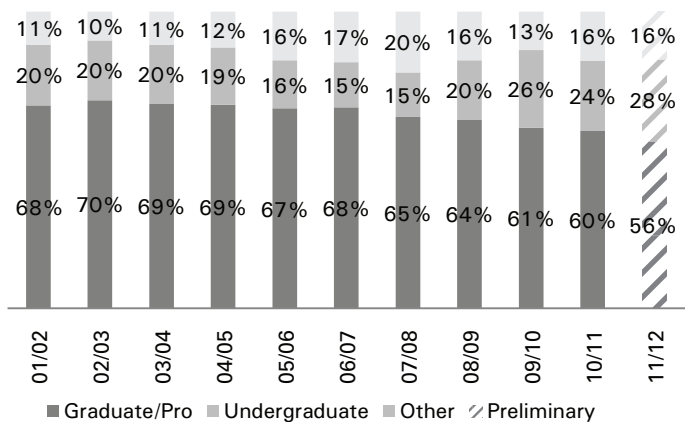
### TOP PLACES OF ORIGIN<sup>2</sup>

In 2010/11 MU welcomed students from 103 different countries, with well over half coming from the top three sending countries alone.

Rank	Country	2009/10	2010/11	% Change	2011/12
1	China	565	649	14.9%	854
2	South Korea	207	185	-10.6%	181
3	India	209	181	-13.4%	166
4	Taiwan	76	76	0.0%	58
5	Vietnam	34	48	41.2%	62
6	Saudi Arabia	46	37	-19.6%	38
7	Canada	43	36	-16.3%	28
7	Thailand	46	36	-21.7%	31
8	Turkey	13	22	69.2%	25
9	Japan	24	20	-16.7%	15
10	United Kingdom	14	19	35.7%	11
11	Malaysia	20	17	-15.0%	19
12	Brazil	18	16	-11.1%	17
12	Germany	12	16	33.3%	10
13	Nepal	13	15	15.4%	13
14	France	18	12	-33.3%	4
15	Iran	7	12	71.4%	19
16	Kuwait	3	9	200.0%	9
16	Nigeria	7	9	28.6%	10
16	Spain	7	9	28.6%	7
16	Sri Lanka	6	9	50.0%	14
17	Bangladesh	7	8	14.3%	6
17	Mexico	9	8	-11.1%	11
17	Pakistan	7	8	14.3%	6
17	Romania	9	8	-11.1%	5
17	Ukraine	8	8	0.0%	6

### ACADEMIC LEVEL TRENDS

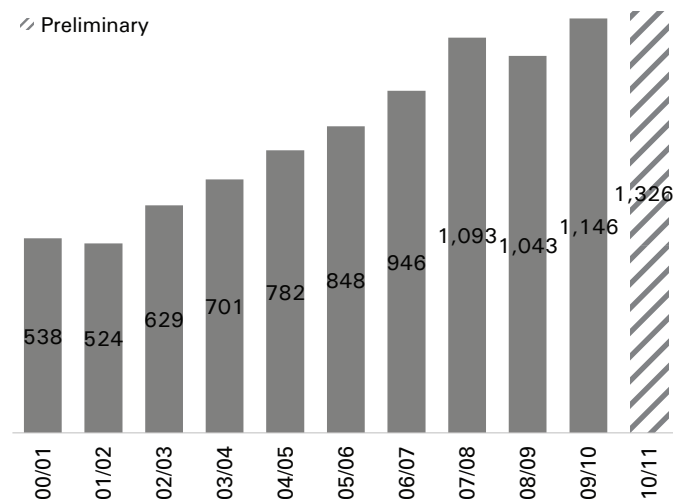
While the vast majority of international students at MU are studying at the graduate level, undergraduate enrollment is growing.



# MU STUDENTS STUDYING ABROAD

## MU STUDYABROAD TRENDS

A record number of MU students studied abroad in 2009/10. With 1,146 study abroad participants, MU registered an increase of nearly 10% over the previous year. The number of participants has increased by 35% in the past five years and has more than doubled over the past decade.



## LEADING DESTINATIONS

In 2009/10, as in the previous four years, Italy was the most popular destination for MU students with 155 MU students studying there, followed by Spain (120) and the United Kingdom (106).

Rank	Destination	2008/09	2009/10	% of Total	% Change
	<b>TOTAL</b>	<b>1,043</b>	<b>1,146</b>	<b>100%</b>	<b>10%</b>
1	Italy	158	155	14%	-2%
2	Spain	111	120	10%	8%
3	UK	142	106	9%	-25%
4	Multiple	121	91	8%	-25%
5	Ireland	49	80	7%	63%
6	China	32	77	7%	141%
7	Germany	18	61	5%	239%
8	Czech Republic	31	55	5%	77%
9	New Zealand	31	51	4%	65%
10	France	29	37	3%	28%
11	Belgium	46	36	3%	-22%
12	Australia	61	35	3%	-43%
13	South Africa	46	29	3%	-37%
14	Argentina	14	25	2%	79%
15	Japan	36	23	2%	-36%

## PARTICIPATION BY COLLEGE/SCHOOL

The School of Journalism sent the highest percentage of its students abroad, followed by CAFNR.

	UG Study Abroad	Total UG Enrollment	%
Ag., Food and Natural Resources	160	1,792	8.9%
Arts and Science	284	8,643	3.3%
Business	232	3,938	5.9%
Education	37	1,228	3.0%
Engineering	33	2,134	1.5%
Health Professions	21	1,157	1.8%
Human Environmental Sciences	47	1,155	4.1%
Journalism	207	1,968	10.5%
Nursing	10	792	1.3%
Social Work	3	132	2.3%
Non-Degree	6	207	2.9%

## PARTICIPATION RATE

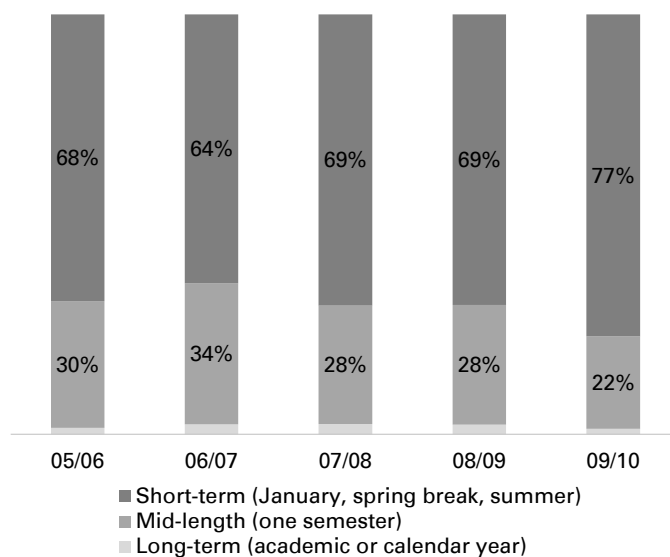
An estimated 22.8% of MU's 2009/10 undergraduate graduating class studied abroad at some point during their college careers.

	Undergraduate Degrees Awarded	Undergraduate Study Abroad Participation	%
MU	4,633*	1,056	22.8%
U.S.	1,642,979*	233,169	14%

\* Total undergraduate degrees awarded.

## DURATION

The number of students participating in short-term study abroad programs continues to grow. At MU this is due in large part to the popularity of programs accompanied by MU faculty members.



Data on this fact sheet include visiting students and non-U.S. citizens who participated in MU study abroad programs during 2009/10. Students who studied abroad twice during the academic year were counted as two separate participants.