

OPT STEM Extension

Overview

Introduction to STEM OPT

Application process

Maintaining status

Reporting requirements

After STEM OPT

What is OPT STEM extension?

Benefit of F-1 status for certain science, technology, engineering or math degree holders

Extension of initial OPT by 24 months for a total of 36 months

Job must be related to STEM-eligible **major**

You are eligible to apply for the STEM extension if:



You are currently on post-completion OPT.



You are working in a paid position related to your STEM-qualifying major.



Your employer is registered with E-verify employment verification system.



Your position is more than 20 hours per week.

STEM extension based on previous degree

You may be eligible for a STEM extension based on a previously earned degree if you meet the following criteria:

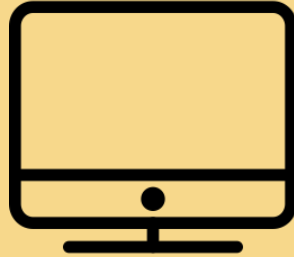

- Your degree must be earned from a currently accredited, [SEVP-certified school](#). You are responsible for providing documentation that the school is accredited.
- You must currently be on OPT for your most recently awarded degree (current degree does not need to be STEM eligible).
- The prior degree must be at the bachelor's level or higher and have been conferred within 10 years from the date you submit your application to USCIS.
- The prior degree must be on the current [STEM designated degree programs list](#) at the time of application.
- The employment must be related to the previously earned STEM degree.

Application process



Application: Three step process



Step 1: Gather and complete required documents



Step 2: Submit online request through myStatus



Step 3: File USCIS application online and wait

Step 1: Gather and complete paperwork

- I-983
- I-765
- Copy of current OPT I-20
- Copies of passport, visa, I-94 and any previous EAD cards
- Copy of diploma
- \$150 OPT STEM extension processing fee
 - > Credit/debit card payable in myStatus



I-983

DEPARTMENT OF HOMELAND SECURITY
U.S. Immigration and Customs Enforcement

TRAINING PLAN FOR STEM OPT STUDENTS

Science, Technology, Engineering & Mathematics (STEM) Optional Practical Training (OPT)

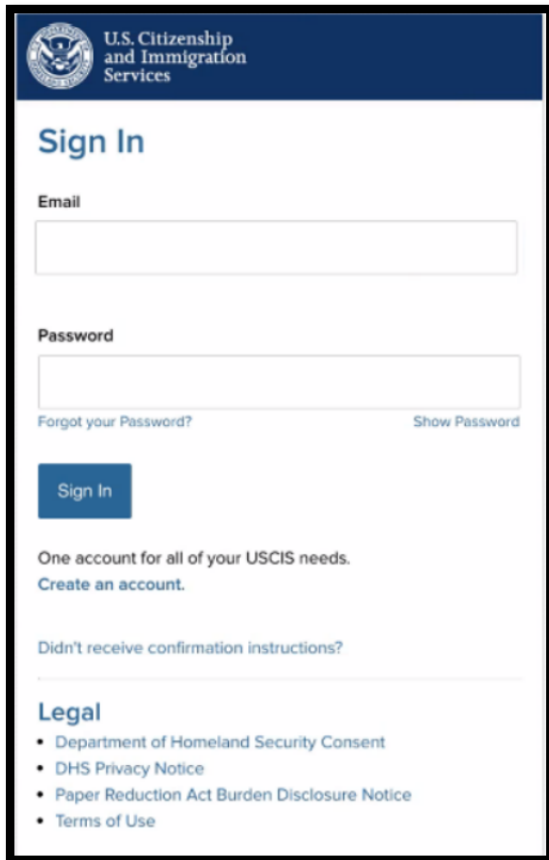
OMB CONTROL NO. 1653-0054
EXPIRATION DATE: 03/31/2019

SECTION 1: STUDENT INFORMATION (Completed by Student)			
Student Name (Surname/Primary Name, Given Name):		Student Email Address:	
Name of School Recommending STEM OPT: University of Missouri	Name of School Where STEM Degree Was Earned:	SEVIS School Code of School Recommending STEM OPT (including 3-digit suffix): KAN214F00635000	
Designated School Official (DSO) Name and Contact Information: International student adviser name N52 Memorial Union Columbia, MO 65211		Student SEVIS ID No.: See I-20	STEM OPT Requested Period: (mm-dd-yyyy) From _____ To: _____
Qualifying Major and Classification of Instructional Programs (CIP) Code: _____			
Level/Type of Qualifying Degree: _____			
Date Awarded: (mm-dd-yyyy) _____			
Based on Prior Degree? <input type="checkbox"/> Yes <input type="checkbox"/> No			
Employment Authorization Number: <u>USCIS # printed on EAD card</u>			

EVALUATION ON STUDENT PROGRESS	
<small>Provide a self-evaluation of your performance, using the measures previously identified, in applying and acquiring new knowledge, skills, and competencies identified in the Training Plan for STEM OPT Students. Discuss accomplishments, successful projects, overall contributions, etc., during this review period. Address whether there are any modifications to the objectives and goals for projects, or new areas for skill and competency development.</small>	
Range of Evaluation Dates: From (mm-dd-yyyy): _____	To (mm-dd-yyyy): _____
Signature of Student (Sign in Ink): _____	
Printed Name of Student: _____	Date (mm-dd-yyyy): _____
Signature of Employer Official with Signatory Authority (Sign in Ink): _____	
Printed Name of Employer Official with Signatory Authority: _____	Date (mm-dd-yyyy): _____
FINAL EVALUATION ON STUDENT PROGRESS	
<small>Provide a self-evaluation of your performance, using the measures previously identified, in applying and acquiring new knowledge, skills, and competencies identified in the Training Plan for STEM OPT Students. Discuss accomplishments, successful projects, overall contributions, etc., during this review period. Address whether there are any modifications to the objectives and goals for projects, or new areas for skill and competency development.</small>	
Range of Evaluation Dates: From (mm-dd-yyyy): _____	To (mm-dd-yyyy): _____
Signature of Student (Sign in Ink): _____	
Printed Name of Student: _____	Date (mm-dd-yyyy): _____
Signature of Employer Official with Signatory Authority (Sign in Ink): _____	
Printed Name of Employer Official with Signatory Authority: _____	Date (mm-dd-yyyy): _____

Page 5 (Evaluation) – leave blank.
To be completed after first & second
year of STEM extension period.

I-765 Online



U.S. Citizenship and Immigration Services

Sign In

Email

Password

[Forgot your Password?](#) [Show Password](#)

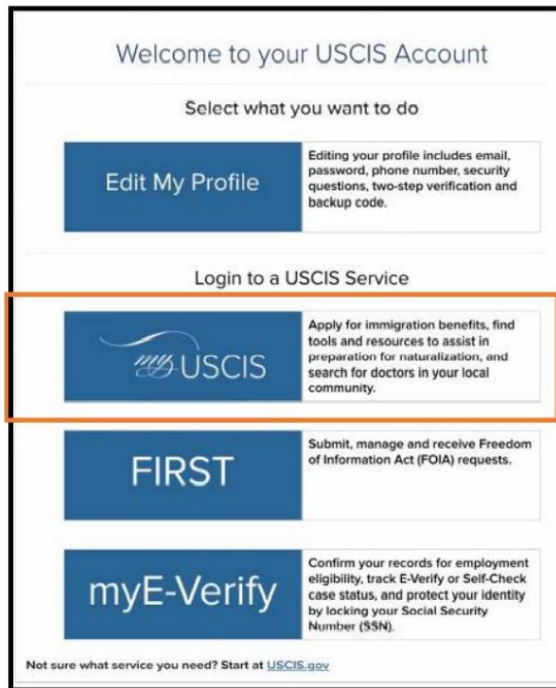
[Sign In](#)

One account for all of your USCIS needs.
[Create an account.](#)

Didn't receive confirmation instructions?

Legal

- [Department of Homeland Security Consent](#)
- [DHS Privacy Notice](#)
- [Paper Reduction Act Burden Disclosure Notice](#)
- [Terms of Use](#)



Welcome to your USCIS Account

Select what you want to do

[Edit My Profile](#) Editing your profile includes email, password, phone number, security questions, two-step verification and backup code.

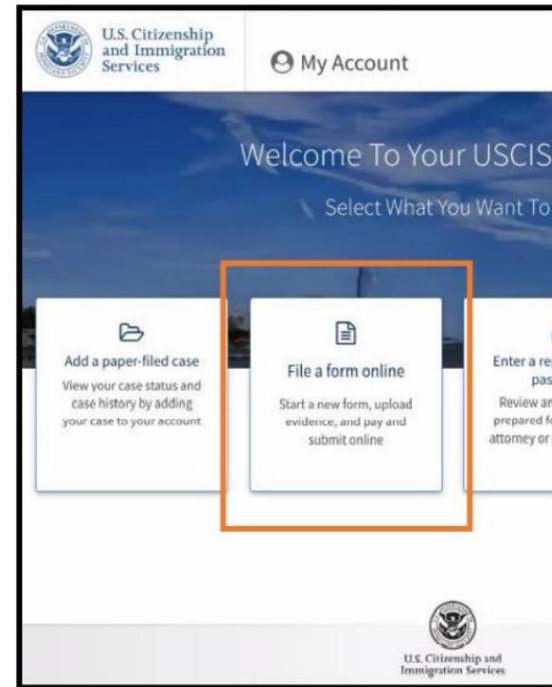
Login to a USCIS Service

[USCIS](#) Apply for immigration benefits, find tools and resources to assist in preparation for naturalization, and search for doctors in your local community.

[FIRST](#) Submit, manage and receive Freedom of Information Act (FOIA) requests.

[myE-Verify](#) Confirm your records for employment eligibility, track E-Verify or Self-Check case status, and protect your identity by locking your Social Security Number (SSN).

Not sure what service you need? Start at [USCIS.gov](https://uscis.gov)



U.S. Citizenship and Immigration Services

My Account

Welcome To Your USCIS

Select What You Want To

[Add a paper-filed case](#)
View your case status and case history by adding your case to your account

[File a form online](#)
Start a new form, upload evidence, and pay and submit online

[Enter a rep...](#)
Review and prepared for attorney or r...

U.S. Citizenship and Immigration Services

I-765 Online

File a Form

Once you start your form, we will automatically save your information for 30 days, or from the last time you worked on the form.

Select the form you want to file online.

- Application to Replace Permanent Resident Card (I-90)
- Request for a Hearing on a Decision in Naturalization Proceedings (N-336)
- Application for Naturalization (N-400)
- Application for Replacement Naturalization/Citizenship Document (N-565)
- Application for Certificate of Citizenship (N-600)
- Application for Citizenship and Issuance of Certificate Under Section 322 (N-600K)
- Application for Employment Authorization (I-765)**
Only certain F-1 students seeking optional practical training (OPT) may file Form I-765 online. This includes:
 - Pre-completion OPT - (c)(3)(A) eligibility category;
 - Post-completion OPT - (c)(3)(B) eligibility category; or
 - a 24-month extension for STEM students (students holding a degree in science technology, engineering, or mathematics) - (c)(3)(C) eligibility category.For all other eligibility categories, you must submit a paper [Form I-765](#).
- Petition for Alien Relative (I-130)
- Application To Extend/Change Nonimmigrant Status (I-539)

[Start form](#)

[Cancel](#)

I-765, Application for Employment Authorization

Getting Started ^

- Basis of eligibility**
 - Reason for applying
 - Preparer and interpreter information
- About You v
- Evidence v
- Additional Information v
- Review and Submit v

What is your eligibility category?

! You can file your request online only for certain eligibility categories

If your eligibility category does not appear on the drop-down list, you must file a paper [Form I-765](#). If you submit online and are not eligible for one of the listed categories, your application may be denied.

- A(12) Temporary Protected Status Granted
- c(3)(A) Student Pre-Completion OPT
- c(3)(B) Student Post-Completion OPT
- c(3)(C) STEM Extension**

Eligibility code: (C) (3) (C)

I-765 Online

Authorization

Getting Started

Basis of eligibility

Reason for applying

Preparer and interpreter information

About You

Evidence

Additional Information

What is your eligibility category?

⚠️ You can file your request online only for certain eligibility categories
If your eligibility category does not appear on the drop-down list, you must file a paper [Form I-765](#). If you submit online and are not eligible for one of the listed categories, your application may be denied.

(c)(3)(C) STEM Extension

What is your degree?

What is your employer's name as listed in E-Verify?

What is your employer's E-Verify company identification number or a valid E-Verify client company identification number?

Eligibility code: (C) (3) (C)

Needs to match exactly how the employer is listed in the e-Verify system.

E-Verify number is not EIN.

What is your current U.S. mailing address?

We will use your current mailing address to contact you throughout the application process. We may not be able to contact you if you do not provide a complete and valid address. Please provide a U.S. address only.

In care of name (if any)

Address line 1

N52 MEMORIAL UN

Street number and name

Address line 2

Apartment, suite, unit, or floor

City or town

State

ZIP code

COLUMBIA

MISSOURI

65211-7030

Provide a 5 or 9-digit ZIP code.

Is your current U.S. mailing address the same as your U.S. physical address?

Yes

No

Optional:
You can use the International Center's mailing address.

N52 Memorial Union
Columbia, MO 65211

I-765 Online

I-765, Application for Employment Authorization

Getting Started

About You

Evidence

Additional Information

Review and Submit

Review your application

Your application summary

Your statement

Review the I-765 form information Print

Here is a summary of all the information you provided in your application.

Make sure you have provided responses for everything that applies to you before you submit your application. You can edit your responses by going to each application section using the site navigation.

We also prepared a draft case snapshot with your responses, which you can download below.

[View draft snapshot](#)

Getting Started

Basis of eligibility

What is your eligibility category? c(3)(B) Student Post-Completion OPT

View draft snapshot (PDF)



After completing the questions, **DO NOT** submit to USCIS. Download the draft snapshot & submit to ISSS for review.

I-765 Online

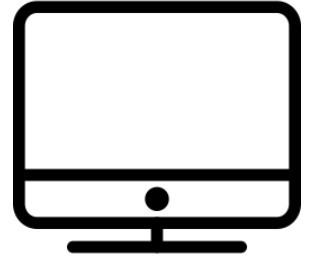
- Filing the I-765 electronically
 - > Complete form at uscis.gov/i-765
 - > Select 'view draft snapshot'
 - > Upload draft I-765 to myStatus for international student adviser review



After completing the questions, **DO NOT** submit to USCIS. Download the draft snapshot & submit to ISSS for review.

Step 2: Submit OPT STEM extension request to ISSS

- Submit request in myStatus
 - > Read instructions
 - > Read STEM OPT fee information
 - > Complete questionnaires
 - > Complete STEM OPT acknowledgement
- Submit documents from step 1 to myStatus
 - > Pay \$150 STEM processing fee in myStatus



Step 2: Receive documents from ISSS

- Processing time for International Student and Scholar Services takes up to five business days after all required documents are submitted
- Receive documents from International Center:
 - > New I-20 with STEM OPT recommendation
- Before submitting your application, please let your international student adviser know if you need to make any changes.

New I-20

Post-completion OPT
Status "Approved"

STEM OPT
Status "Requested"

Department of Homeland Security
U.S. Immigration and Customs Enforcement

I-20, Certificate of Eligibility for Nonimmigrant Student Status
OMB NO. 1653-0038

SEVIS ID: [REDACTED]

NAME: [REDACTED]

EMPLOYMENT AUTHORIZATIONS

TYPE	FULL/PART-TIME	STATUS	START DATE	END DATE
POST-COMPLETION OPT	FULL TIME	APPROVED	01 JANUARY 2023	31 DECEMBER 2023
STEM OPT	FULL TIME	REQUESTED	01 JANUARY 2024	31 DECEMBER 2025

EMPLOYER INFORMATION

TYPE	AUTHORIZATION DATES			
POST-COMPLETION OPT	01 JANUARY 2023 - 31 DECEMBER 2023			
EMPLOYER NAME	START DATE	END DATE	CITY & STATE	
[REDACTED]	01 JANUARY 2023		COLUMBIA, MO	

TYPE	AUTHORIZATION DATES			
STEM OPT	01 JANUARY 2024 - 31 DECEMBER 2025			
EMPLOYER NAME	START DATE	END DATE	CITY & STATE	
[REDACTED]	01 JANUARY 2024	31 DECEMBER 2025	Columbia, MO	

CHANGE OF STATUS/CAP-GAP EXTENSION

[REDACTED]

AUTHORIZED REDUCED COURSE LOAD

[REDACTED]

CURRENT SESSION DATES

CURRENT SESSION START DATE	CURRENT SESSION END DATE
N/A. Student is on post-completion practical training.	


TRAVEL ENDORSEMENT

This page, when properly endorsed, may be used for re-entry of the student to attend the same school after a temporary absence from the United States. Each endorsement is valid for one year.

Designated School Official	TITLE	SIGNATURE	DATE ISSUED	PLACE ISSUED
Kimberly Adams	DSO	X <i>Kimberly N. Adams</i>	12/18/2023	Columbia, MO
		X		
		X		
		X		

Step 3: Submit application to USCIS electronically

- Payment for \$470
- Passport-style photograph (taken recently)
- I-765 questionnaire
- Copy of new STEM OPT I-20
- Copies of I-94, visa, passport, any previous EADs



I-765 Online

I-20, Certificate Of Eligibility For Nonimmigrant Student Status

Upload a copy of the Form I-20, Certificate of Eligibility for Nonimmigrant Student Status endorsed by the Designated School Official (DSO). For the (c)(3)(B) eligibility category, your DSO must have entered the recommendation for OPT into your SEVIS record within 30 days of you submitting Form I-765. If you fail to do so, we will deny your OPT request. For the (c)(3)(C) eligibility category, the Form I-20 must have been endorsed by the DSO within 60 days of submitting Form I-765.

File requirements

- Clear and readable
- Accepted file formats: JPG, JPEG, PDF, TIF, or TIFF
- No encrypted or password-protected files
- If your documents are in a foreign language, upload a full English translation and the translator's certification with each original document.
- Accepted characters: English letters, numbers, spaces, periods, hyphens, underscores, and parentheses
- Maximum size: 6MB per file

Choose or drop files here to upload

Next

Upload STEM OPT Recommendation I-20

Pay for and submit your application

The final step to submit your Form I-765, Application for Employment Authorization, is to pay the required fee.

Your application fee is: **\$410.**

Refund Policy: By continuing this transaction, you agree that you are paying for a government service and that the filing fee, biometric services fee and all related financial transactions are final and not refundable, regardless of any action USCIS takes on an application, petition or request, or how long USCIS takes to reach a decision. You must submit all fees in the exact amounts.

- Getting Started
- About You
- Evidence
- Additional Information

Review and Submit

- Review your application
- Your application summary
- Your statement
- Your signature
- Pay and submit



We will send you to Pay.gov — our safe and secure payment website — to pay your fees and submit your form online.

Here are the steps in the payment and submission process:

1. Provide your billing information on Pay.gov
2. Provide your credit card or U.S. bank account information
3. Submit your payment

When you have paid your fee, your form will be submitted.

Pay.gov will redirect you to a uscis.gov confirmation screen, which will include your receipt number. Please keep a copy of your receipt number for your records. You can track the status of your application through your USCIS online account.

Pay and submit

\$470 application fee paid through Pay.gov

Institution Accreditation

- The institution accreditation is **not** required for the STEM OPT request if you're applying based on your most recent degree. It is only required if the STEM OPT request is based on a degree earned earlier.

I-765, Application for
Employment
Authorization

Getting Started



About You



Evidence



2" x 2" photo of you

Form I-94 or passport

Employment Authorization
Document

Form I-20

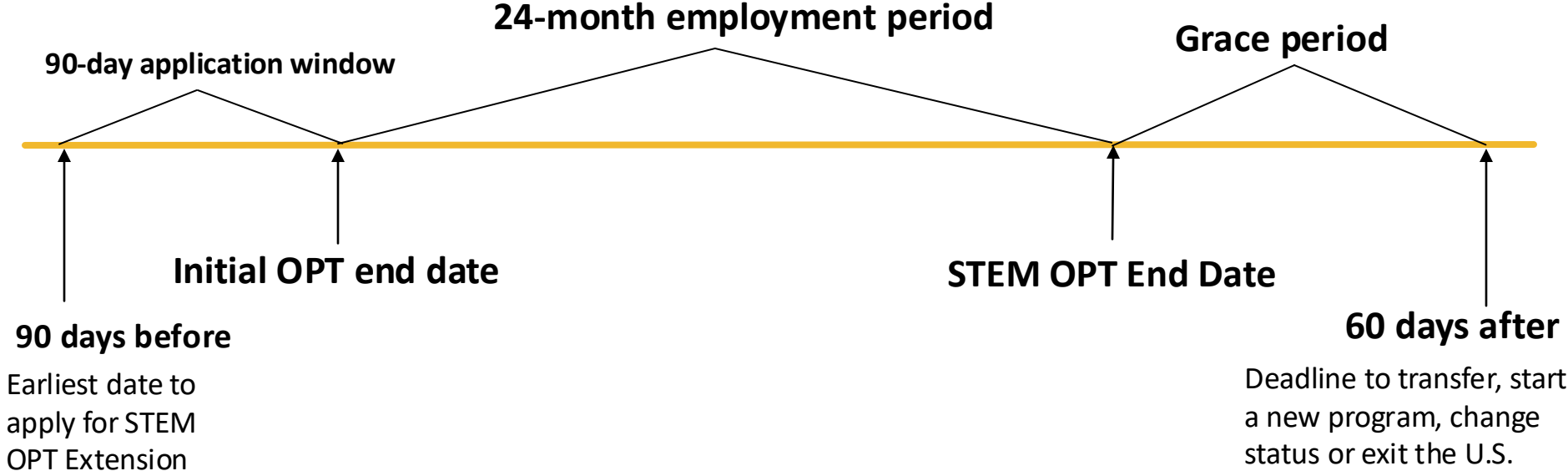
Institution Accreditation

Upload evidence that the institution that granted your STEM degree is currently accredited by the U.S. Department of Education and certified by the Student Exchange and Visitor Program (SEVP), **if this STEM OPT extension is based on a previously earned STEM degree.**

File requirements

- Clear and readable
- Accepted file formats: JPG, JPEG, PDF, TIF or TIFF
- No encrypted or password-protected files
- If your documents are in a foreign language, upload a full English translation and the translator's certification with each original document.

OPT STEM extension timeline



After you apply

Department of Homeland Security
U.S. Citizenship and Immigration Services

Form I-797C, Notice of Action

THIS NOTICE DOES NOT GRANT ANY IMMIGRATION STATUS OR BENEFIT.



Receipt Number IOE9388835029		Case Type I765 - APPLICATION FOR EMPLOYMENT AUTHORIZATION
Received Date 05/21/2024	Priority Date	Applicant A141 275 025
Notice Date 05/21/2024	Page 1 of 2	
c/o INTERNATIONAL CENTER N52 MEMORIAL UNION COLUMBIA MO 65211		Notice Type: Receipt Notice Amount received: \$470.00 U.S. Class requested: C03C
<p>We have received the application or petition ("your case") listed above. This notice only shows that your case was filed on the "Received Date" listed above. It does NOT grant you any immigration status or immigration benefit, and it is not evidence that your case is still pending. We will notify you in writing when we make a decision on your case or if we need additional information.</p> <p>Please save this and any other notices about your case for your records. You should also keep copies of anything you send us, as well as proof of delivery. Have these records available when you contact us about your case.</p> <p>If any of the information in your notice is incorrect or you have any questions about your case, you can connect with the USCIS Contact Center at www.uscis.gov/contactcenter or ask about your case online at www.uscis.gov/e-request. You will need your Alien Registration Number (A-Number) and/or the receipt number shown above.</p> <p>You can receive updates on your case by visiting www.uscis.gov/casestatus to get the latest status or you can create an account at my.uscis.gov/account and receive email updates for your case.</p>		

- You will receive a receipt in the mail two to three weeks after your application is received by USCIS
- Check the status of your application through the USCIS website, using "IOE" number
- International student adviser cannot contact USCIS on your behalf

After you apply

Department of Homeland Security
U.S. Citizenship and Immigration Services

Form I-797C, Notice of Action

THIS NOTICE DOES NOT GRANT ANY IMMIGRATION STATUS OR BENEFIT.


ASC Appointment Notice - APPLICANT COPY		APPLICATION/PETITION/REQUEST NUMBER	NOTICE DATE
CASE TYPE	1485 - DHS	MSC1234567890 - MSC1234567890	12/06/2019
ACCOUNT NUMBER		SOCIAL SECURITY NUMBER	FORM
		DOB	5
		RECORD CENTER	PAGE
		NBC	1 of 1
NAHLA SAMPLE 456 MAIN ST STE 101 CITY ST 90210			
To process your application, petition, or request, the U. S. Citizenship & Immigration Services (USCIS) must capture your biometrics. PLEASE APPEAR AT THE BELOW APPLICATION SUPPORT CENTER (ASC) AT THE DATE AND TIME SPECIFIED. IF YOU FAIL TO APPEAR AS SCHEDULED, YOUR APPLICATION, PETITION, OR REQUEST WILL BE CONSIDERED ABANDONED.			
APPLICATION SUPPORT CENTER USCIS DALLAS NORTH 8051 Whitcomb Drive Suite 200 Dallas TX 75241		PLEASE READ THIS ENTIRE NOTICE CAREFULLY. DATE AND TIME OF APPOINTMENT 12/23/2019 08:00AM	
WHEN YOU GO TO THE APPLICATION SUPPORT CENTER TO HAVE YOUR BIOMETRICS TAKEN, YOU MUST BRING: 1. THIS APPOINTMENT NOTICE, and 2. PHOTO IDENTIFICATION. Naturalization applicants must bring their Alien Resident Card. All other applicants must bring a passport, driver's license, national ID, military ID, or State-issued photo ID. If you appear without proper identification, you will not be fingerprinted.			

- You will receive an ASC Appointment notice for biometrics
- The location of the appointment is based on your mailing address
- Be sure to attend this mandatory appointment

USCIS decisions

Approved	Rejection/denial	Request for evidence
<p>Yay! Congratulations!</p>	<ul style="list-style-type: none">▪ Application<ul style="list-style-type: none">> Received more than 90 days before program end date> Received after initial OPT end date> Received more than 60 days after OPT recommendation▪ Old or previously used photos▪ Payment<ul style="list-style-type: none">> Credit Card declined	<p>RFE</p> <p>More information needed to make a decision</p>

Timing tips

- Application must be received by USCIS **before** initial OPT ends
 - Submit online application within a timely manner
 - As long as your OPT STEM extension application has been received by USCIS and is pending, you can continue working up to 180 days beyond your initial OPT end date with the STEM OPT employer
- 

Hold and Review

On Dec. 2, 2025, U.S. Citizenship & Immigration Services (USCIS) issued a policy memo that directs personnel to:

- Place a hold on pending benefits for individuals from the 19 countries identified in Presidential proclamation 10949
- For students and scholars from the 19 affected countries, benefits processed by USCIS are currently on hold. Although not expressly addressed in the policy memo, this may include, but is not limited to, applications for work authorization (e.g., OPT and STEM OPT, J-2 work authorization).
- Any additional updates regarding this announcement will be posted on our [Insights page](#).

Maintaining F-1 status

Maintaining F-1 status on STEM OPT

- Employment must be paid
- Employer must be registered with E-verify
- Must work more than 20 hours per week
- Can switch employers
- Can work for multiple employers, but each job must be more than 20 hours per week
- Can take part-time incidental courses, but cannot start another academic program
 - > Recreational or vocational and courses for interest or fun are allowed
- No more than 150 days of total unemployment (this includes whatever you have already used of the 90 days of unemployment allowed during initial OPT)

Reporting requirements

Reporting requirements

Update myStatus within 10 days of:

- > Moving to a new address
- > Finding employment or switching employers
 - Must include a new I-983 which corresponds to new employment opportunity
- > Ending employment
 - Must include a completed I-983 “Final Evaluation” section for your recently-ended position
- > Any material changes to, or deviations from, your formal training plan that was initially reported on the I-983

Six-month reporting

- You must report your employment to International Student and Scholar Services through myStatus every six months while you are on your STEM extension, even if there are no changes
- These can be completed in myStatus (“STEM OPT Six Month Reports”)
- You will receive email reminders from SEVP in advance of these deadlines
- **Failure to report may result in SEVIS record termination.**

STEM reporting timeline

6 months
Verify address and employment

18 months
Verify address and employment

STEM start date

12 months
Verify address and employment AND submit an I-983 "Evaluation on Student Progress"

24 months
Verify address and employment AND submit an I-983 "Final Evaluation on Student Progress"



After STEM OPT

60-day grace period

- Leave the United States
- Continue your studies at Mizzou
- Transfer your SEVIS record to a different school
- Change to another visa status

If you are not sure which option is best for you, meet with an [international student adviser](#) to discuss your situation.

Questions?

- International Student and Scholar Services website:
international.missouri.edu/iss
- Advising sign-up:
international.missouri.edu/iss/advising/walkin-advising/
- Contact your ISSS adviser:
international.missouri.edu/iss/advising/people/

